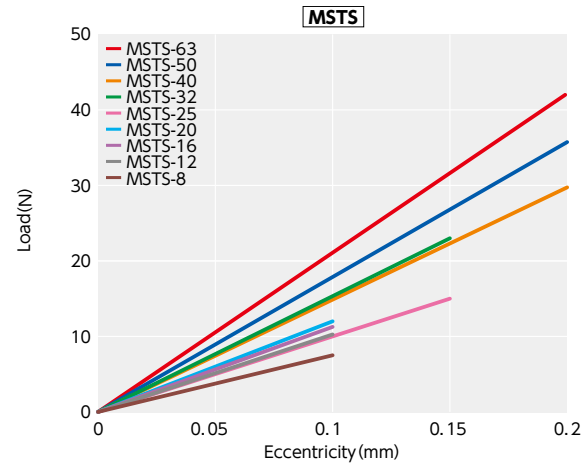
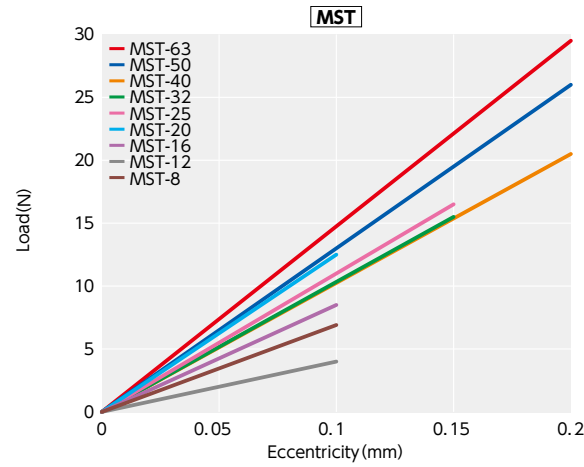
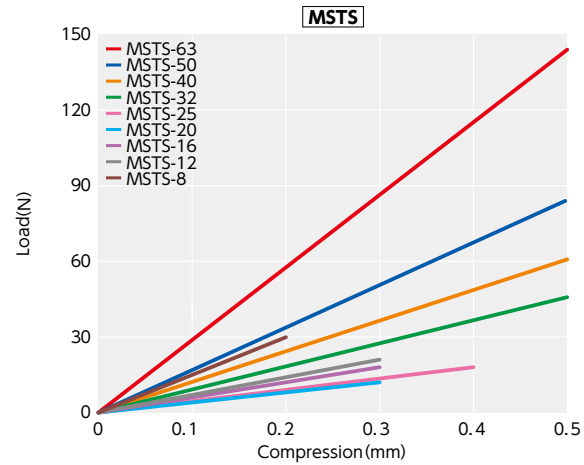
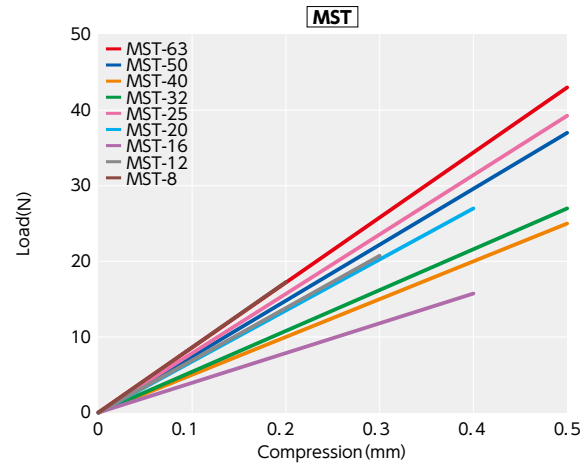


**Technical Information**

● **Eccentric Reaction Force**



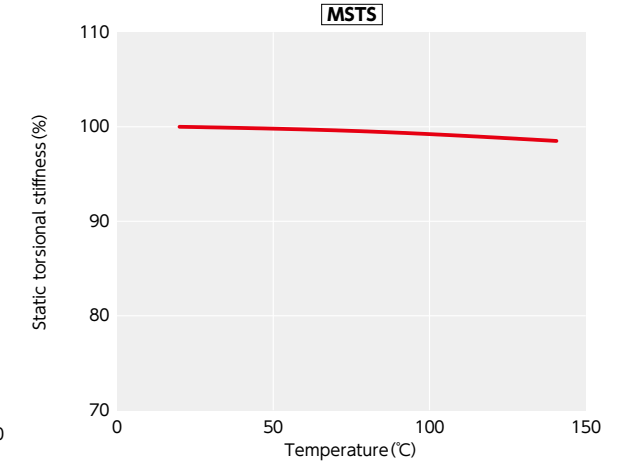
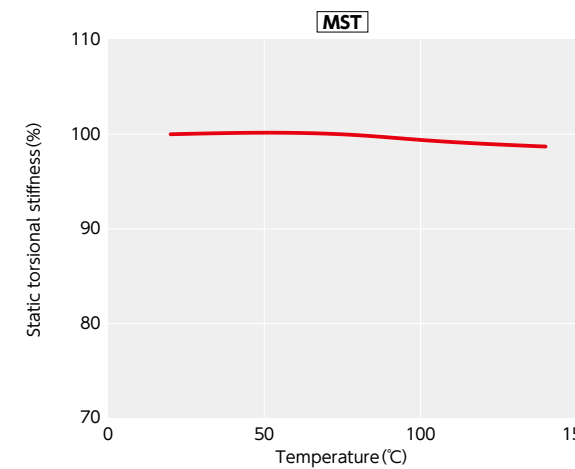
● **Thrust Reaction Force**



● **Change in static torsional stiffness due to temperature**

This is a value under the condition where the static torsional stiffness at 20°C is 100%.

The change of **MST** **MSTS** in torsional stiffness due to temperature is small and the change in responsiveness is extremely small. However, if the unit is used at higher temperature, be careful about misalignment due to elongation or deflection of the shaft associated with thermal expansion.



● **Slip Torque**

Concerning the sizes shown in the following table, please note that the shaft's slip torque is smaller than the max. torque of **MST-C** **MSTS-C**

| Part Number     | Bore Diameter (mm) |     |     |     |      |     |     |       |     |     |      |      |      |      | Unit : N·m |
|-----------------|--------------------|-----|-----|-----|------|-----|-----|-------|-----|-----|------|------|------|------|------------|
|                 | 4                  | 4.5 | 5   | 6   | 6.35 | 7   | 8   | 9.525 | 10  | 11  | 12   | 14   | 15   | 16   |            |
| <b>MST-25C</b>  |                    |     | 3   | 3.6 |      |     |     |       |     |     |      |      |      |      |            |
| <b>MST-32C</b>  |                    |     |     |     |      |     | 4.1 | 7.3   |     |     |      |      |      |      |            |
| <b>MST-40C</b>  |                    |     |     |     |      |     | 7.1 |       |     |     | 14.3 | 17.8 | 20.3 | 24.4 |            |
| <b>MST-63C</b>  |                    |     |     |     |      |     |     |       |     |     |      | 59.8 |      | 63.5 |            |
| <b>MSTS-12C</b> | 0.4                | 0.5 |     |     |      |     |     |       |     |     |      |      |      |      |            |
| <b>MSTS-16C</b> |                    | 0.7 | 0.8 |     |      |     |     |       |     |     |      |      |      |      |            |
| <b>MSTS-20C</b> |                    |     | 1.2 | 1.7 | 1.7  | 1.7 |     |       |     |     |      |      |      |      |            |
| <b>MSTS-25C</b> |                    |     | 0.7 | 0.7 | 0.9  |     | 1.7 | 3.8   |     |     |      |      |      |      |            |
| <b>MSTS-32C</b> |                    |     |     |     |      |     | 1.2 | 2.1   | 2.7 | 2.9 | 5.9  |      |      |      |            |
| <b>MSTS-40C</b> |                    |     |     |     |      |     | 8.7 |       |     |     | 12.3 | 12.3 | 14   |      |            |
| <b>MSTS-50C</b> |                    |     |     |     |      |     |     |       |     |     | 22.2 | 28.5 |      |      |            |
| <b>MSTS-63C</b> |                    |     |     |     |      |     |     |       |     |     |      | 28.8 |      | 49.5 |            |

● These are test values based on the condition of shaft's dimensional allowance: h7, hardness: 34 - 40 HRC, and screw tightening torque of the values described in **MST-C** **MSTS-C** Dimension table.