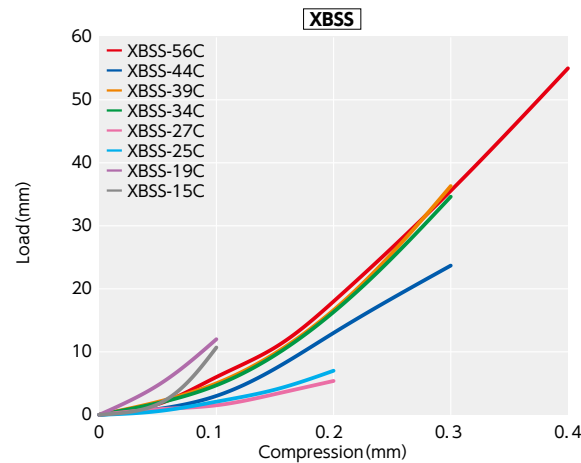
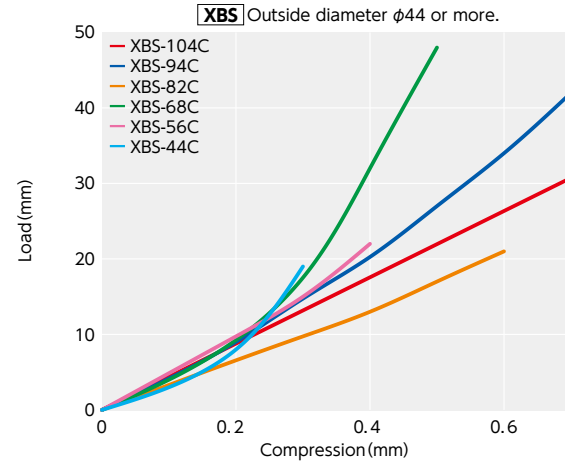
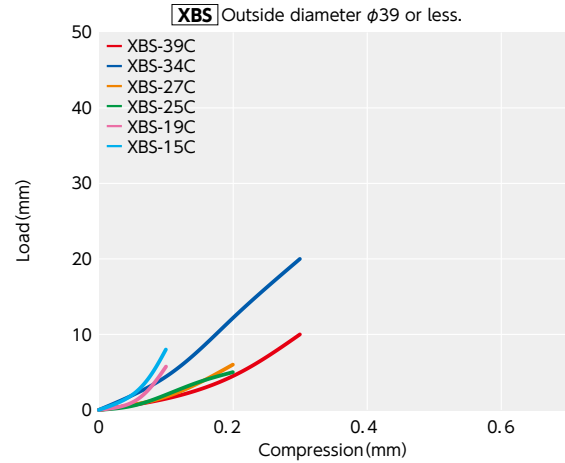


# XBS/XBSS Flexible Coupling - Single - Disk Type

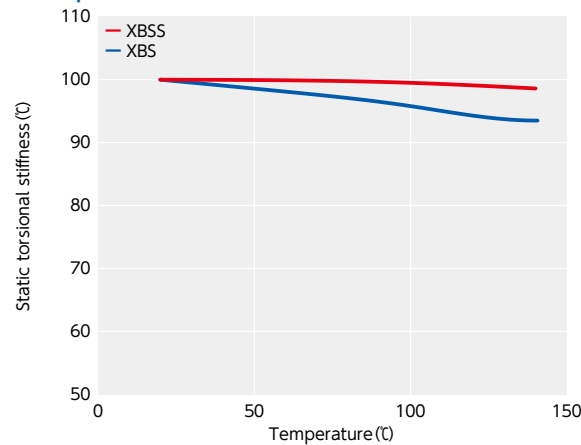
[WEB Selection Tool](#)
[WEB CAD Download](#)
[SUS Stainless steel](#)
[Zero Backlash](#)
[High Rigidity](#)

## Technical Information

### • Thrust Reaction Force



### • Change in static torsional stiffness due to temperature



This is a value under the condition where the static torsional stiffness at 20°C is 100%. The change of **XBS** **XBSS** in torsional stiffness due to temperature is small and the change in responsiveness is extremely small. However, if the unit is used at higher temperature, be careful about misalignment due to elongation or deflection of the shaft associated with thermal expansion.

### • Slip Torque

Concerning the sizes shown in the following table, please note that the shaft's slip torque is smaller than the max. torque of **XBS-C** **XBSS-C**

Part Number	Bore Diameter (mm)							Bore Diameter (mm)									
	3	4	6	8	10	11	14	15	3	4	6	8	10	11	12	14	15
<b>XBS-15C2</b>	1																
<b>XBS-19C2</b>		1.6															
<b>XBS-34C3</b>			5.2	6													
<b>XBS-44C2</b>				15													
<b>XBS-56C3</b>					25	32											
<b>XBS-68C5</b>							80	100									

• These are test values based on the condition of shaft's dimensional allowance: h7, hardness: 34 - 40 HRC, and screw tightening torque of the values described in **XBS-C** **XBSS-C** Dimension table.

### • Comparison of static torsional stiffness (single disk-type)

