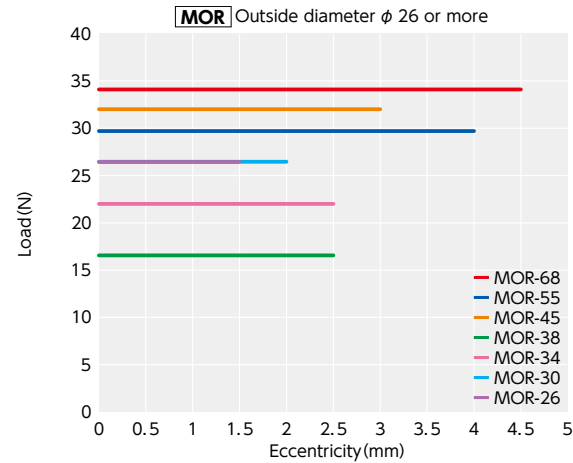
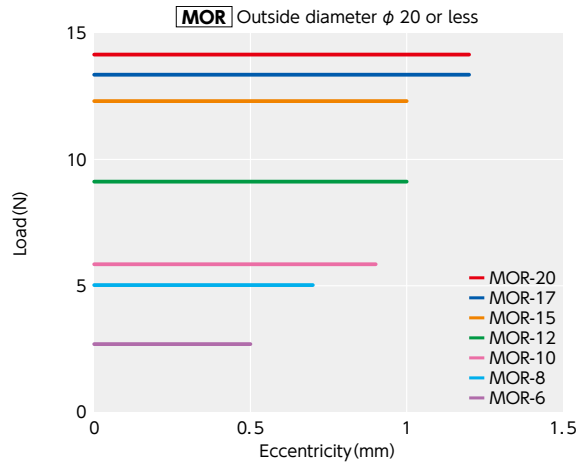


MOR Flexible coupling - Oldham - type

- WEB Selection Tool
- WEB CAD Download
- High torque
- Electrical Insulation
- High Allowable Misalignment
- Small Eccentric Reaction Force

Technical Information

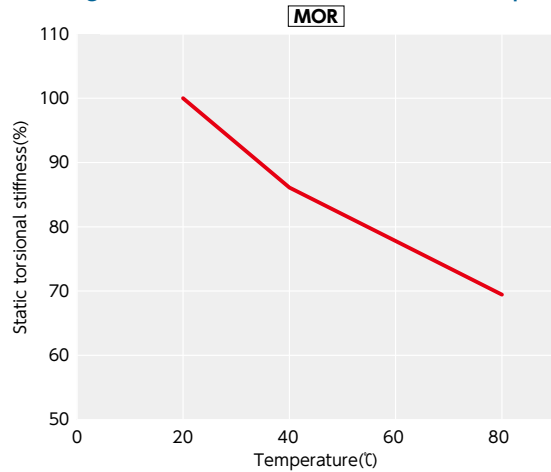
● Eccentric reaction force



These are initial slippage load values of hubs and a spacer.

After running-in operation, the slippage load becomes small, the load on the shaft due to misalignment becomes lowered, and the burden on the shaft bearing is reduced.

● Change in static torsional stiffness due to temperature



This is a value under the condition where the static torsional stiffness at 20°C is 100%.

The change of torsional stiffness within the range of allowable operating temperature is as shown in the graph.

Before using the unit, be aware of the deterioration of responsiveness.

● Spacer's physical property (Polyacetal)

	Test method	unit	Polyacetal
Density	ISO 1183	g/cm ³	1.36
Water Absorption (23°C, dipped for 24 hr)	ISO 62	%	0.7
Tensile strength	ISO 527 - 1, 2	N/mm ²	52
Bending Strength	ISO 178	N/mm ²	72
Charpy impact strength (with notch)	ISO 179/1eA	kJ/m ²	5.9
Deflection temperature under load(1.8 MPa)	ISO 75 - 1, 2	°C	85
Insulation breakdown strength (3 mmt)	IEC 60243 - 1	kV/mm	20
Volume Resistivity	IEC 60093	Ω · cm	1 × 10 ¹⁴
Combustibility	UL94	—	HB

● Spacer's chemical resistance (Polyacetal)

	Effect
Weather Resistance	Slight change in color
Weak Acid Resistance	Minor effect
Strong Acid Resistance	Effect
Weak Alkali Resistance	Minor effect
Strong Alkali Resistance	Minor effect
Organic Solvent Resistance	Includes resistance

● Slip Torque

Concerning the sizes shown in the following table, please note that the shaft's slip torque is smaller than the max. torque of **MOR-C**.

Part Number	Bore diameter																	Unit : N · m		
	3	4	5	6	6.35	8	9.525	10	12	14	15	16	18	20	22	25	28		30	35
MOR-12C	0.8	1.9	2.4																	
MOR-15C		2.3	3.5	4.8																
MOR-17C			2.7	3.6	4															
MOR-20C			3.7	4.2	4.3	5.7	6.1													
MOR-26C				4	6.4	9.3	11.8													
MOR-30C						7.5	13.6	13.9	17.2	20.4										
MOR-34C								16.5	18.6	23.3	30.9									
MOR-38C								19.4	20.2	24	30	34.1	37.8	38.8						
MOR-45C									34.5	41.8	42.6	44.5	48.4							
MOR-55C												73.2	75.9	88.1						
MOR-68C															101.5	104.3	104.9	105.4	110.5	115.4

● These are test values based on the condition of shaft's dimensional allowance: h7, hardness: 34 - 40 HRC, and screw tightening torque of the values described in **MOR-C** Dimension table.