

KF-805N | KARI

MULTI-POINT BALL
FLOAT SWITCH

KARI
FLOAT SWITCH



- Multi-point-control Float Switch that can widely be used for varied liquids.
 - KARI Float Switch that can be applied from Alarm to Control with one float
- RELIABLY DETECTING LEVELS OF WASTEWATER
AND VISCOUS LIQUIDS !!**

KF-805N

MULTI-POINT BALL FLOAT SWITCH

FROM ONE-POINT TO MULTI-POINT CONTROL, ACCURATELY DETECTING IN A RELIABLE OPERATION !

It is a quality Finnish-made float switch that is designed not only to control water pump for supply/discharge, motor and electromagnetic valve, but also to alarm. It perfectly detects levels of viscous liquids and wastewater containing suspended solids including scum and so on.

Kari Mini Float Switch consists of a weight and a micro-switch built in the float, which tilt in a direction and float; the weight is mounted just as a swinging pendulum and it presses the micro-switch when the float gets tilted. The Switch provides a contact output in response to the inclination of the float.



DESIGNATION OF MODEL

KF-805N-

- Detection Point (STD:1 - 6, OPTION:7 - 8)
- Multi-point Ball Float Switch
- Designation of Liquid Level Meter

KARI

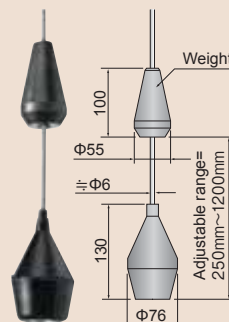
KARI MINI FLOAT SWITCH

It is a compact version of KARI Float Switch. It is a quality Float Switch specifically good for level control of purified water and for an alarm system.

Because the buoyancy of KARI Mini Float Switch is not forceful (2N about 200g), use KARI Float Switch for wastewater containing solids.

Actualing Example

As for M2H Type, when the weight is set 48 cm apart from the float, the switching height differential is 55 cm.



•Kari Mini Float Switch Table by Type

TYPE	M1L	M1H	M1C
Contact Operation	Close Open	Close Open	Close Open
Line No.	1-2	1-2	1-3 1-2

Application

M1H= Upper Limit Alarm
M1L= Lower Limit Alarm
M1C= Alarm Switching

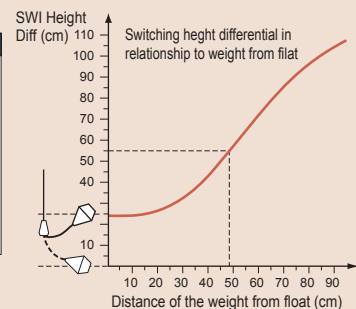
*No weight for M1L/M1H/M1C

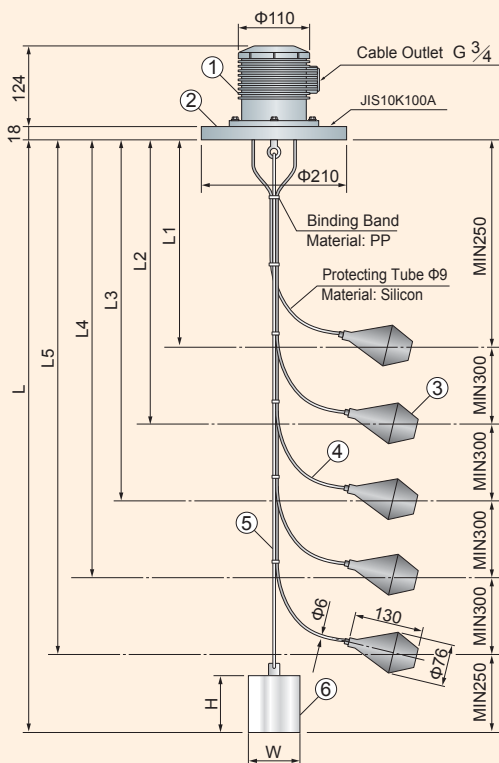
•Kari Mini Float Switch Table by Type

TYPE	M2L	M2H
Contact Operation	Close Open	Close Open
Line No.	1-2	1-2

Application

M2H= Water Discharging Pump Operation + Upper Limit Alarm
M2L= Water Filling Pump Operation + Lower Limit Alarm

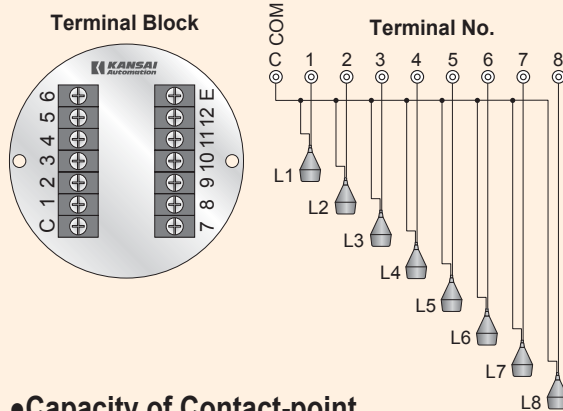




*Product below minimum in distance between floats can be available. (Prior arrangement is necessary.)

No	Part Name	Material
1	Body(Terminal Box)	PVC
2	Mounting Flange	PVC
3	Float	PP
4	Cable	PVC
5	Rope	PP or SUS304 (Wire)
6	Weight	1~6 point
		7~8 point
		SUS304(W80×H75)
		PVC(W90×H100)

SPECIFICATION COMMON WIRE CONNECTION



Capacity of Contact-point

The capacity at the contact, described in the standard specification, shows that of Kari Mini Float Switch alone. As for the common specification(Standard), make sure that the total current capacity is less than 3A before your use. When it exceeds 3A, you should use either a supplemental relay or select an independent-contact type.

Operation of Contact-point

*Note

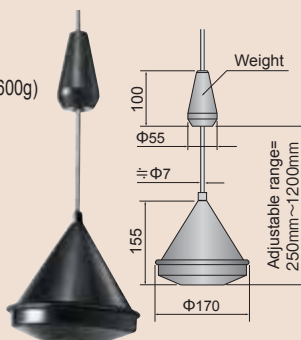
It is on when the liquid level rises (the contact-point is closed). Please specify if you want us to redesign so that it may be on when the liquid level comes down.

KARI FLOAT SWITCH

KARI Float Switch has a strong buoyancy.(6N about 600g) This force helps detect liquid levels of not only wastewater containing solids but also other liquids under adverse conditions.

Actualing Example

3H Type: If the weight is set 50cm apart from the float (A), the switching height differential is about 60cm (B). The upper end activation point is about 25cm (C).



•Kari Float Switch Table by Type

TYPE	1L	1H	1C
Contact Operation			
Close	■	■	■
Open	□	□	□
Line No.	1-2	1-2	1-2

Application

1H= Upper Limit Alarm
1L= Lower Limit Alarm
1C= Alarm Switching

*No weight for 1L, 1H and 1C

•Kari Float Switch Table by Type

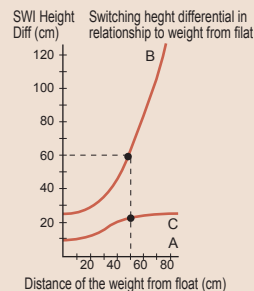
TYPE	2L	2H	2HL	3L	3LE	3H	3HE	4L	4H
Contact Operation									
Close	■	■	■	■	■	■	■	■	■
Open	□	□	□	□	□	□	□	□	□
Line No.	1-2	1-2	1-3	1-3	1-2-3-4	1-3	1-2-3-4	1-4	1-3

Application

2H =Water Drain Pump Operation
2L =Water Filling Pump Operation
2HL=Upper/Lower Limit Alarm

3H=Water Drain Pump Operation +Upper Limit Alarm
3L=Water Filling Pump Operation + Lower Limit Alarm
3HE=Water Drain Pump Operation +Upper Limit Alarm (Separate Contact)
3LE=Water Filling Pump Operation +Lower Limit Alarm (Separate Contact)

4H =Water Drain Pump Operation + Upper/Lower Limit Alarm
4L =Water Filling Pump Operation + Upper/Lower Limit Alarm



Curve B: Curbing line: Switching Height Differential Subject to the weight position
Curve C: Upper end Activation Point which is Differential Subject to the weight position

KF-805N MULTI-POINT BALL FLOAT SWITCH

Output Contact : 250VAC 6A
(Resistance Load,
Kari Mini Float Switch alone)

Rated Voltage : 250VAC

Rated Current : 3A (cable not in common 6A)

Temperature : 55°C

Buoyancy : 2N

Material of Terminal Box : PVC

Cable Material : PVC

Float Material : PP (Polypropylene)

Rope Material : PP (can be made of SUS304)

Weight Material : SUS304 (PVC-covering weight can be available.)

Mounting Method : JIS10K100A equivalent
(Option JIS5K100A~200A equiv.
or 10K125A~200A equiv.)

KARI FLOAT & KARI MINI FLOAT

Weight : Kari Float Switch = 1.1 – 2.0kg
Kari Mini Float SWI = 0.5 – 0.9kg

Rated Voltage : 250VAC

Contact-point : Micro-switch and others

Rated current at Contact : 6A

Maximum Temperature : Kari Float SWI = +55°C

Kari Mini Float SWI = +55°C

(Heat resistant Spec +70°C max)
can be ordered.

Pressure Rating : 200kPa (about 2kgf/cm²)

Buoyancy : Kari Float Switch=6N (about 600g)

Kari Mini Float SWI=2N (about 200g)

Adjustable range : weight low~weight high = 250~1200mm

Float Material : PP (Polypropylene)

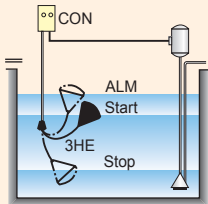
Weight material : PP (Polypropylene)

Cable material : PVC, standard 9.5m

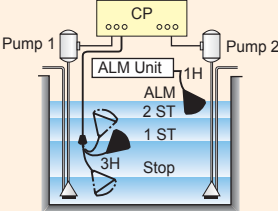
*Teflon-cable can be ordered.

APPLICATION

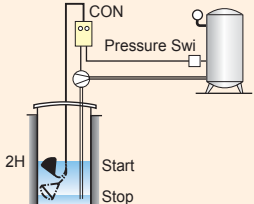
Kari Float and Kari Mini



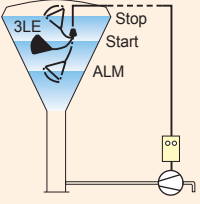
•Water-Drain Control and Upper limit Alarm by using 3LE & 3HE (M1H)



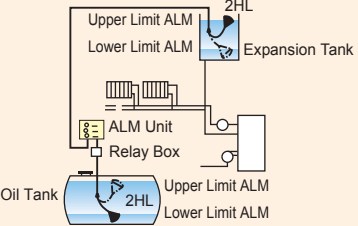
•Water-Drain-pump Alternating Operation Control and Upper limit Alarm by using 3LE & 1H (M1H)



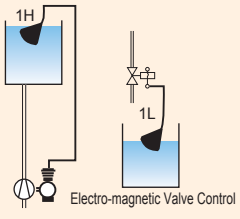
•Prevention of Draught Operation by using 2H (M2H)



•Water Filling Control and Lower Limit Alarm by using 3LE



•Central Heating Plant Control by using 2HL



•Engine Auto Shutdown by using 1H (M1H), 1L (M1L)

Line of business

- Rotary Paddle Type Level Switch
- Vibration Type Level Switch
- Swing Type Level Switch
- Acoustic Level Switch
- Capacitance Type Level Switch
- Capacitive Proximity Sensor
- Capacitance Type Level Indicator
- Diaphragm Type Level Switch
- Tiit Switch
- Leak Type Level Switch
- Microwave Switch
- Sounding Bob Type Level Indicator
- Flow Switch
- Conductance Type Level Switch
- Float Switch
- Float Type Level Indicator
- Ultrasonic Type Level Indicator
- Equipments For Conveyor Lines
- Dust Monitor System
- Zirconia Oxygen Analyzer
- Laser Type Level Indicator
- RADAR Type Level Indicator
- On-line Sensors for Accurate Liquid Analysis
- Ultrasonic Flow meter

*Please be sure to read USER'S GUIDE, Installation & Operation Instructions before using the instrument.

*The specifications herein may be subject to change without advance notice.

Nuclear Power Generation to Rice Milling
All-round Manufacturer of Level Controllers for Powder, Granules and Liquid

KANSAI Automation Co., Ltd.


Headquarters :
2-14, Togano-cho, Kita-ku, Osaka 530-0056, Japan
TEL. 81-6-6312-2071 FAX. 81-6-6314-0848
e-mail: info@kansai-automation.co.jp

<http://www.kansai-automation.co.jp>

Tokyo Branch : 1-29-6, Hamamatsu-cho, Minato-ku, Tokyo 105-0013, Japan
TEL. 81-3-5777-6931 FAX. 81-3-5777-6933

Nagoya Office : 3-31-27, Uchiyama, Chigusa-ku, Nagoya 464-0075, Japan
TEL. 81-52-741-2432 FAX. 81-52-741-1588

Kyushu Office : 1-2-39, Asano, Kokura Kita-ku, Kitakyushu 802-0001, Japan
TEL. 81-93-511-4741 FAX. 81-93-511-4580



Design, development, and manufacture of level measuring sensors

Agent