

Oil-Proof Chuck CAGK Series

Light-Weight and Compact Basic Model

Key Features

■ **No adjustment for multi-purpose application**

Long motion stroke for multi-purpose use

■ **Compact and powerful**

Light-weight compact body with high grip force

*Oil-Proof Sensors can be mounted



CAGK-15AS

How To Order

Standard ----- **CAGK-15AS**

Option ----- **CAGK - 15AS - E40LS2 - Z** ----- CAGK-15AS with 2 of E40L non-contact reed switches and special processing

Clean Room & Special Type

Size	
Symbol	
15AS	50MS
20AS	60MS
25AS	70MS
30AS	
40AS	

Sensor, Quantity			
Symbol	Name	Symbol	Name
E40	Non-Contact 3-Lead	E45	Non-Contact 2-Lead
E40L	Non-Contact 3-Lead	E45L	Non-Contact 2-Lead
E41	Non-Contact 2-Lead	S1	1 Sensor
E41L	Non-Contact 2-Lead	S2	2 Sensors

Option			
Symbol	Name	Symbol	Name
Z	Special Type (Custom)		

For sensor detail ▶ 277P

For option detail ▶ 36P

CAGK-15AS/20AS/25AS/30AS/40AS/50MS/60MS/70MS

Specification

Model	CAGK-15AS	CAGK-20AS	CAGK-25AS	CAGK-30AS
	For Layout Drawing ▶354P	For Layout Drawing ▶355P	For Layout Drawing ▶355P	For Layout Drawing ▶355P
Working Pressure	Pneumatic: 0.3 to 0.7MPa			
Lubrication	Not Required or Turbine Oil Class 1 (ISOVG32)			
Ambient Temperature (°C)	5 to 60			
Total Jaw Stroke (mm)	6	5	7	9
Cylinder Diameter (mm)	dia.16	dia.25	dia.32	dia.40
Rod Diameter (mm)	dia.9	dia.10	dia.14	dia.18
Internal Volume [Reciprocation] (cm ³ /time)	1.0	2.2	5.1	10.1
Repeatability (mm)	±0.03			
Weight (kg)	0.11	0.25	0.42	0.61

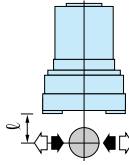
Model	CAGK-40AS	CAGK-50MS	CAGK-60MS	CAGK-70MS
	For Layout Drawing ▶356P	For Layout Drawing ▶357P	For Layout Drawing ▶357P	For Layout Drawing ▶357P
Working Pressure	Pneumatic: 0.3 to 0.7MPa			
Lubrication	Not Required or Turbine Oil Class 1 (ISOVG32)			
Ambient Temperature (°C)	5 to 60			
Total Jaw Stroke (mm)	20	25	30	38
Cylinder Diameter (mm)	dia.50	dia.63	dia.80	dia.100
Rod Diameter (mm)	dia.20	dia.20	dia.24	dia.28
Internal Volume [Reciprocation] (cm ³ /time)	36.1	76.9	148.8	294
Repeatability (mm)	±0.03			
Weight (kg)	1.41	2.6	4.5	6.4

Oil-Proof Chuck CAGK Series

Performance Data

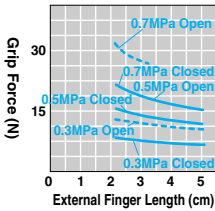
■ Grip Force

The graph shows grip force in opening and closing with effective external finger lengths ℓ from gripper cover surface under different air pressure (MPa)

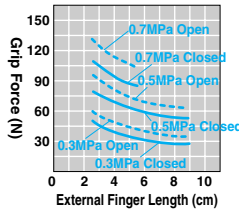


Open (⇐) - - - - -
 Closed (⇒) ————

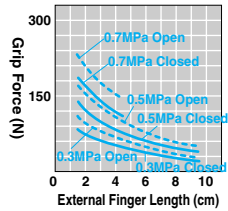
■ CAGK-15AS



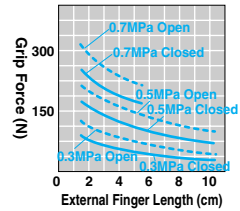
■ CAGK-20AS



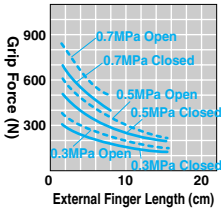
■ CAGK-25AS



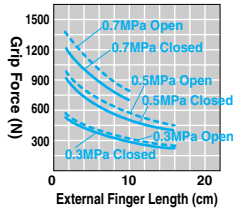
■ CAGK-30AS



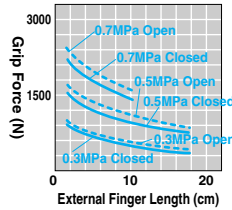
■ CAGK-40AS



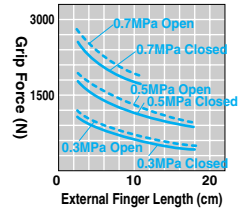
■ CAGK-50MS



■ CAGK-60MS



■ CAGK-70MS



Clean Room & Special Type

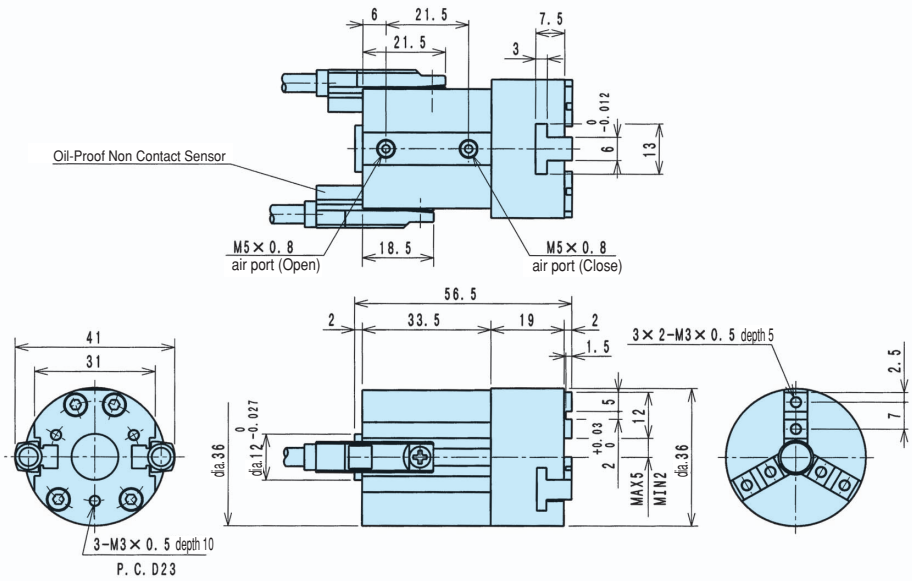
CAGK-15AS/20AS/25AS/30AS/40AS/50MS/60MS/70MS

Layout Drawing

For CAD data, please go to **▶518P**

■CAGK-15AS (Optimal Grip Force 10N to 25N)

CAGK-15AS Standard



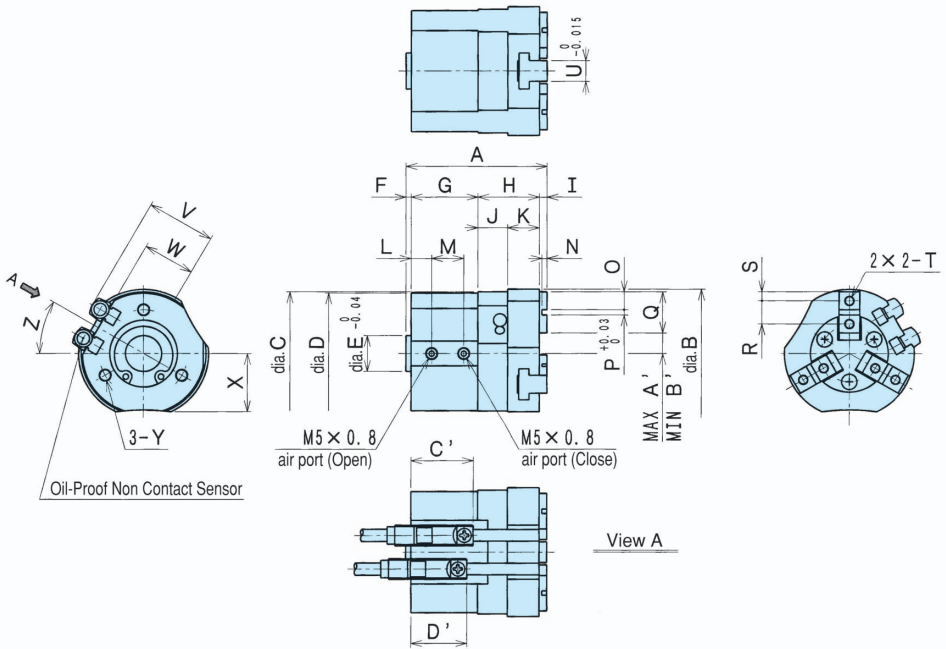
Clean Room & Special Type

Oil-Proof Chuck CAGK Series

Layout Drawing

■ CAGK-20AS to 30AS (Optimal Grip Force 60N to 300N)

CAGK-20AS to 30AS Standard




Clean Room & Special Type

Model	A'	B'	C'	D'
CAGK-20AS	8	5.5	24.3	21.8
CAGK-25AS	13	9.5	26.5	23.3
CAGK-30AS	14	9.5	27.5	23.3

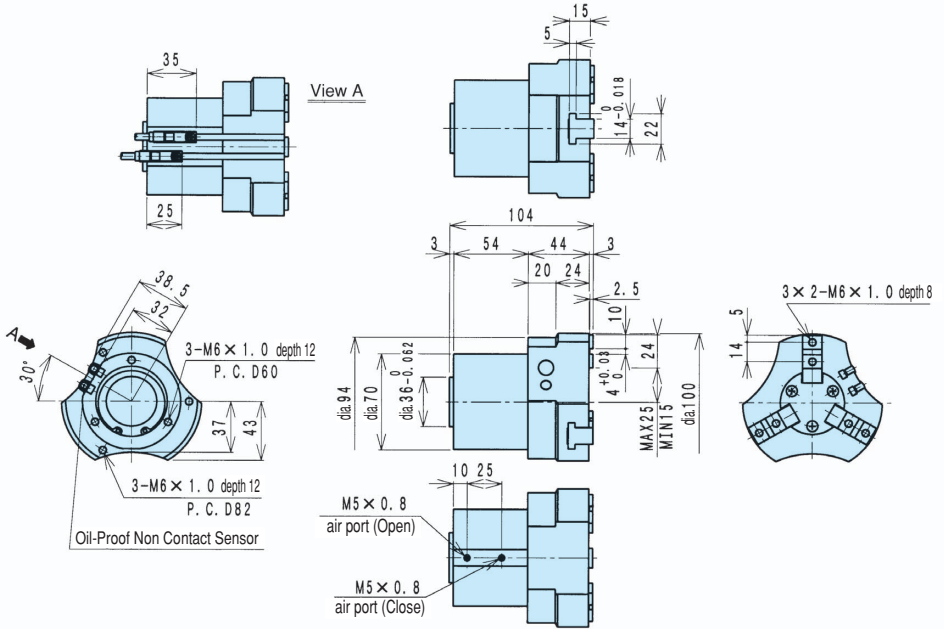
Model	A	B	C	D	E	F	G	H	I	J	K	L	M	N	O	P	Q	R	S	T	U	V	W	X	Y	Z
CAGK-20AS	55	50	48	47	14	2	26	24	3	11.5	12.5	8	12.5	2	7	2	16	9	3.5	M4×0.7 depth 6	8	26.5	2.0	23	M5×0.8 depth 12 P. C. D. 3.4	30°
CAGK-25AS	62	64	58	57	18	2	30	27	3	12	15	8.5	14.5	2	7.5	3	18	10	4	M4×0.7 depth 8	10	29	22.5	28	M5×0.8 depth 12 P. C. D. 4.2	30°
CAGK-30AS	66	76	68	66	18	2	31	30	3	14	16	9	15	2.5	9.5	4	23	13	5	M5×0.8 depth 6	10	33.5	2.7	33	M5×0.8 depth 12 P. C. D. 5.0	30°

CAGK-15AS/20AS/25AS/30AS/40AS/50MS/60MS/70MS

 For CAD data, please go to **▶518P**

■CAGK-40AS (Optimal Grip Force 200N to 500N)

CAGK-40AS Standard



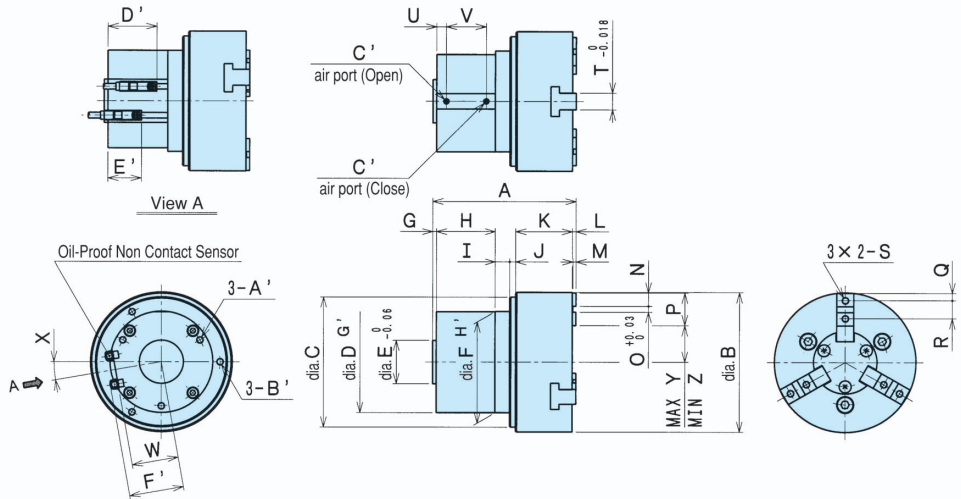
Clean Room &
Special Type

Oil-Proof Chuck CAGK Series

Layout Drawing

■ CAGK-50MS to 70MS (Optimal Grip Force 300N to 2000N)


CAGK-50AS to 70AS Standard



Model	A	B	C	D	E	F	G	H	I	J	K	L	M	N	O	Q	R	S	T	U	V	W	X	Y	Z	
CAGK-50MS	119	116	108	84	36	84	3	49	12	5	47	3	2.5	11	5	27	6	15	M6×1.0 depth12	14	8	33	38	10°	30.5	18
CAGK-60MS	137	141	133	105	36	105	3	56.5	15	5	54	3	2.5	14	6	34	8	18	M8×1.25 depth12	16	8	40.5	48.5	30°	36	21
CAGK-70MS	150	161	153	125	36	125	3	61.5	16	4.5	62	3	2.5	15	6	36	8	20	M8×1.25 depth12	16	8	44.5	58	30°	44	25

Model	A'				B'				C'	D'	E'	F'	G'	H'
CAGK-50MS	M6×1.0 depth15 P. C. D. 73				M6×1.0 depth15 P. C. D. 96				M5×0.8	40	27.5	44.5	-0.1 -0.2	0 -0.08
CAGK-60MS	M8×1.25 depth20 P. C. D. 92				M8×1.25 depth20 P. C. D. 119				RC1/8	43.5	28.5	55	-0.1 -0.2	0 -0.08
CAGK-70MS	M8×1.25 depth20 P. C. D. 112				M8×1.25 depth12 P. C. D. 139				RC1/8	45.5	26.5	64.5	-0.2 -0.3	0 -0.1

CAGK-15AS/20AS/25AS/30AS/40AS/50MS/60MS/70MS

 For CAD data, please go to **▶518P**