

Oil-Proof Hand HKGJ Series

Smooth Motion via Bearings

Key Features

■ High accuracy and smooth operation with cross roller guide

Cross roller bearing used for sliding material provides high accuracy and smooth motion

■ Compact body and high rigidity

Telescopic slides and bearing retainers to provide high moments to size ratio

■ Protective rubber cover for use in dusty and harsh environments

Rubber cover to improve protection from harsh environments to repels chips and other particulates such as dust and mist from internal drive mechanism

*Oil-Proof Sensors can be mounted



HKGJ-32MS

How To Order

Standard ----- **HKGJ-32MS**

Option ----- **HKGJ - 32MS - E40LS2 - Z** ----- HKGJ-32MS with 2 of E40L non-contact reed switches

Clean Room & Special Type

| Size | |
|--------|--|
| Symbol | |
| 32MS | |
| 40MS | |
| 50MS | |
| 63MS | |

| Sensor, Quantity | | | |
|------------------|--------------------|--------|--------------------|
| Symbol | Name | Symbol | Name |
| E40 | Non-Contact 3-Lead | E45 | Non-Contact 2-Lead |
| E40L | Non-Contact 3-Lead | E45L | Non-Contact 2-Lead |
| E41 | Non-Contact 2-Lead | S1 | 1 Sensor |
| E41L | Non-Contact 2-Lead | S2 | 2 Sensors |

| Option | | | |
|--------|-----------------------|--------|------|
| Symbol | Name | Symbol | Name |
| Z | Special Type (Custom) | | |
| | | | |
| | | | |
| | | | |

For sensor detail ▶ 277P

For option detail ▶ 36P

Specification


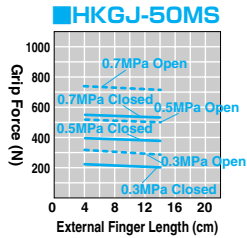


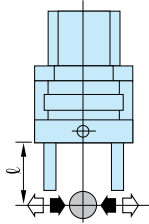
| Model | HKGJ-32MS | HKGJ-40MS | HKGJ-50MS | HKGJ-63MS |
|---|---|---------------------------|---------------------------|---------------------------|
| | For Layout Drawing ▶ 341P | For Layout Drawing ▶ 341P | For Layout Drawing ▶ 342P | For Layout Drawing ▶ 342P |
| Working Pressure | Pneumatic: 0.1 to 0.7MPa | | | |
| Lubrication | Not Required or Turbine Oil Class 1 (ISOVG32) | | | |
| Ambient Temperature (°C) | 5 to 60 | | | |
| Total Jaw Stroke (mm) | 24 | 30 | 36 | 40 |
| Cylinder Diameter (mm) | dia.32 | dia.40 | dia.50 | dia.63 |
| Rod Diameter (mm) | dia.16 | dia.20 | dia.28 | dia.32 |
| Internal Volume [Reciprocation] (cm ³ /time) | 25.3 | 49.5 | 89.4 | 162.9 |
| Repeatability (mm) | ±0.01 | | | |
| Weight (kg) | 1.32 | 2.05 | 4.08 | 5.25 |

Performance Data

■ Grip Force

The graph shows grip force in opening and closing with effective external finger lengths l from gripper cover surface under different air pressure (MPa)

Open (⇐) ————
 Closed (⇒) —————

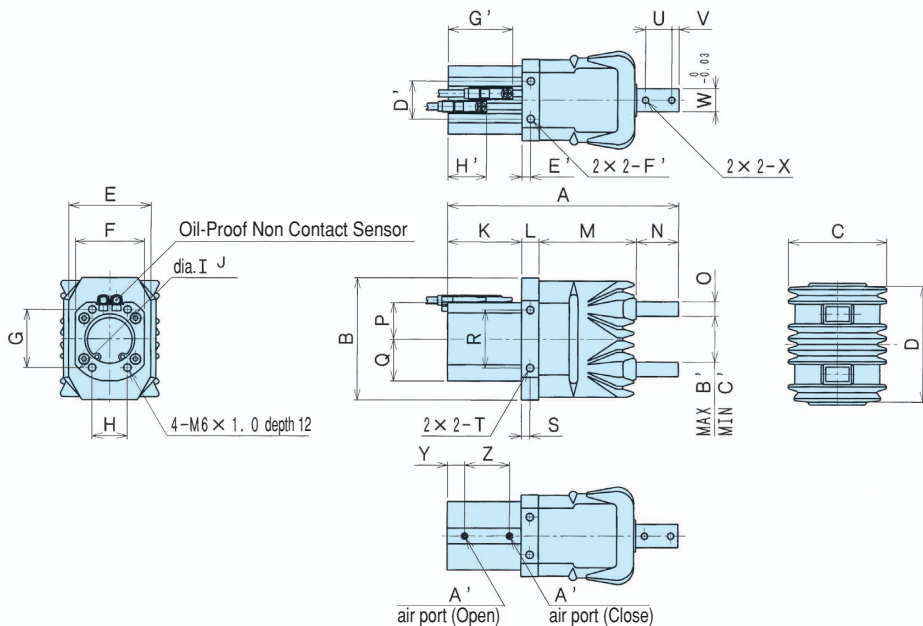


Oil-Proof Hand HKGJ Series

Layout Drawing

■ **HKGJ-32MS·40MS** (Optimal Grip Force 200N to 350N · 350N to 600N)

HKGJ-□□MS Standard



Clean Room & Special Type

| Model | A' | B' | C' | D' | E' | F' | G' | H' |
|-----------|----------|----|----|----|----|--------------------|------|------|
| HKGJ-32MS | M5 × 0.8 | 42 | 18 | 26 | 6 | M6 × 1.0 depth 12 | 44.5 | 26.5 |
| HKGJ-40MS | RC1/8 | 52 | 22 | 28 | 8 | M8 × 1.25 depth 15 | 50.5 | 28 |

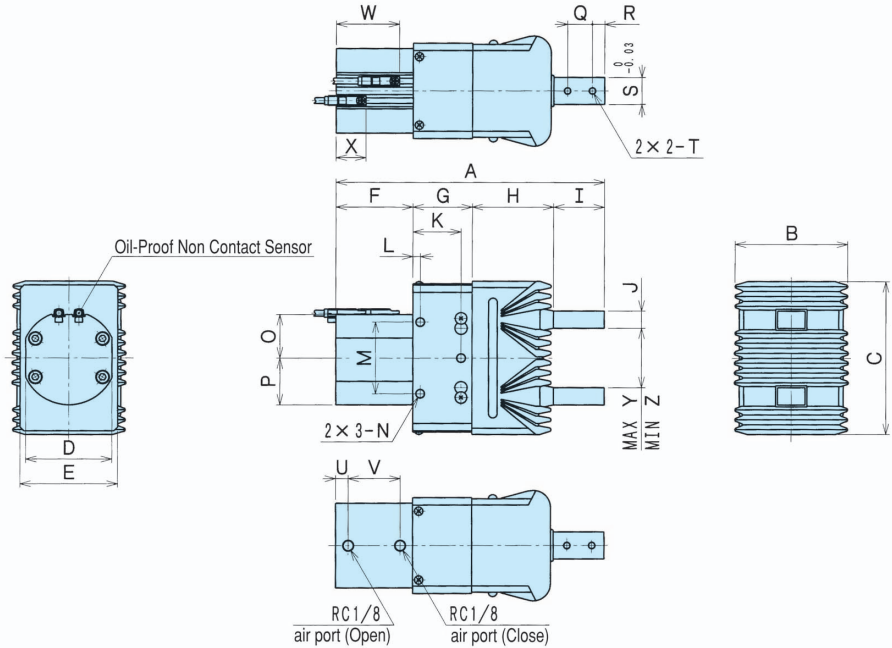
| Model | A | B | C | D | E | F | G | H | I | J | K | L | M | N | O | P | Q | R | S | T | U | V | W | X | Y | Z |
|-----------|-----|-----|----|-----|----|----|----|----|----|---------------|----|----|----|----|----|------|----|----|---|--------------------|----|---|----|----------|----|----|
| HKGJ-32MS | 159 | 84 | 68 | 80 | 56 | 47 | 40 | 24 | 34 | $^{+0.06}_5$ | 51 | 12 | 67 | 29 | 10 | 25 | 29 | 40 | 6 | M6 × 1.0 depth 12 | 18 | 5 | 16 | M5 × 0.8 | 12 | 31 |
| HKGJ-40MS | 184 | 104 | 74 | 100 | 62 | 59 | 44 | 34 | 42 | $^{+0.062}_8$ | 59 | 15 | 74 | 36 | 12 | 29.5 | 33 | 42 | 8 | M8 × 1.25 depth 15 | 20 | 8 | 20 | M6 × 1.0 | 12 | 37 |

HKGJ-32MS/40MS/50MS/63MS

For CAD data, please go to **▶518P**

■HKGJ-50MS·63MS (Optimal Grip Force 500N to 800N · 800N to 1400N)

HKGJ-□□MS Standard



Clean Room & Special Type

| Model | A | B | C | D | E | F | G | H | I | J | K | L | M | N | O | P |
|-----------|-----|-----|-----|----|----|----|----|----|----|----|----|----|----|------------------|----|----|
| HKGJ-50MS | 217 | 90 | 126 | 69 | 78 | 62 | 48 | 66 | 41 | 14 | 39 | 6 | 58 | M8×1.25 depth 12 | 35 | 38 |
| HKGJ-63MS | 236 | 101 | 134 | 78 | 80 | 69 | 50 | 73 | 44 | 16 | 41 | 10 | 74 | M10×1.5 depth 12 | 40 | 45 |

| Model | Q | R | S | T | U | V | W | X | Y | Z |
|-----------|----|----|----|---------|----|----|----|----|----|----|
| HKGJ-50MS | 20 | 10 | 22 | M6×1.0 | 10 | 42 | 51 | 24 | 62 | 26 |
| HKGJ-63MS | 25 | 8 | 28 | M8×1.25 | 11 | 47 | 56 | 26 | 68 | 28 |