
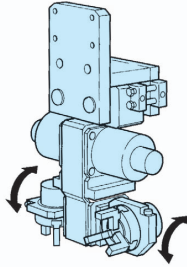


EXA Series Double Chuck

Key Features

- Suitable for round and light-weight workpieces
- Interference between workpiece and gripper during packing can be prevented
- Vertically-paced workpieces can be placed horizontally.



How To Order

Standard ----- **EXA-25** Swivel Confirmation Sensor
 Option ----- **EXA - 25 A S - PU** ----- 3-jaw gripper type EXA-25 with pusher slide option and swivel confirmation sensors

Size	Chuck	Swivel Confirmation Sensor	Option
Symbol	Symbol Name	Symbol Name	Symbol Name
25	A CKA	S Non-Contact 2-Lead	PU Pusher Slide

For option detail ▶ 36P

Specification

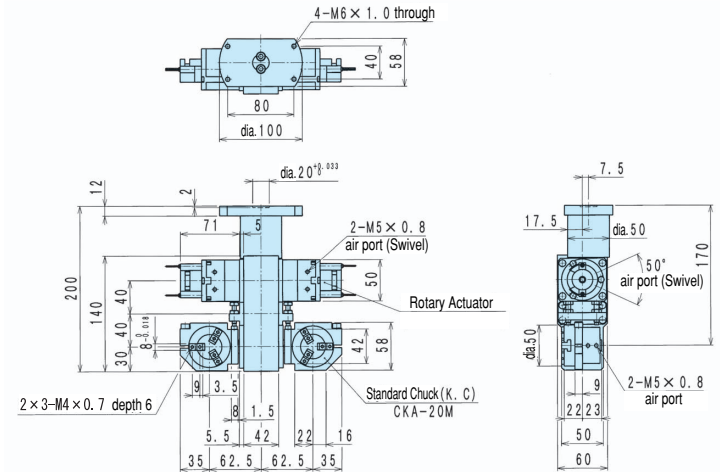
Model	EXA-25-25-PU	
Working Pressure	Pneumatic: 0.3 to 0.7MPa	
Lubrication	Not Required or Turbine Oil Class 1 (ISOVG32)	
Ambient Temperature (°C)	5 to 60	
Swivel Torque (P=0.5MPa)	1.8N·m	
Gripper Model	CKA-20M	
Total Jaw Stroke (mm)	5	
Cylinder Diameter (mm)	dia.25	
Internal Volume [Reciprocation] (cm ³ /time)	Swivel	20.2
	Chuck	2.2
Repeatability (mm)	±0.01	
Weight (kg)	5	

Layout Drawing

For CAD data, please go to **▶518P**

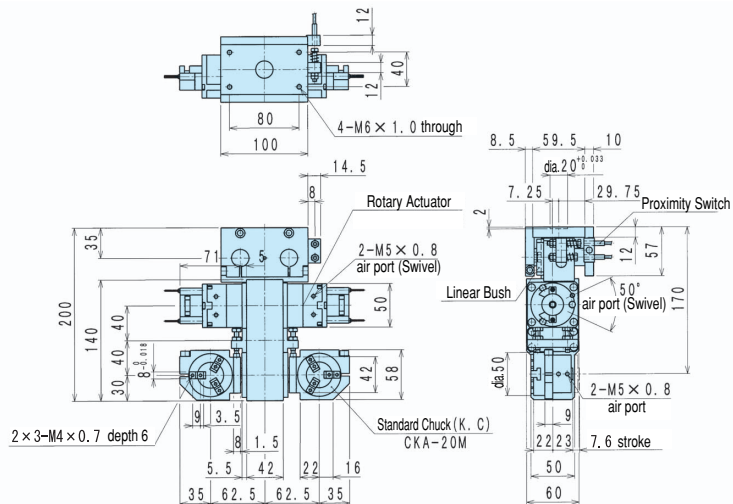
EXA-25A

EXA-25A Standard



EXA-25A-PU

EXA-25A-PU Standard



Supported External Finger (Model Number)

EXA-25 : 520 • 610