

High Rigidity and Compact Design

BC-1A-100-1000

Key Features

■ Aluminum frame structure

Light-weight and compact model via durable aluminum frame

■ Groove-structured frame


No additional machining work is necessary thanks to the groove structure that offers easy mounting of various options

■ Compact width and thickness of the tip

Compact size via tension located inside the frame. Suitable for loading workpieces inside machines

■ New types including oil-proof type available

Various model available including Motor on Side (BC-2A) and on Top (BC-3A)



BC-1A-50-1000

How To Order

Standard ----- **BC-1A**

Option ----- **BC - 1A - 50 - 1000 - 3 - O** ----- Belt Width 50, Length 1000, Speed 3 of Belt Conveyor with Drip Pan

Mount Position		Belt Width		Length		Speed		Option	
Symbol	Name	Symbol	Specification	Symbol	Specification	Symbol	Specification	Symbol	Name
1A	Standard	50	50mm	1000	1000mm	1	50Hz : 10m/min 60Hz : 12.4m/min	S	Stand
2A	Horizontal Type	100	100mm	1500	1500mm	2	50Hz : 5m/min 60Hz : 6.2m/min	M	AC200V @ 25W Motor
3A	Motor on Top	150	150mm	2000	2000mm	3	50Hz : 2.5m/min 60Hz : 3.1m/min	G	With Guide
		200	200mm	2500	2500mm			R	Nesting Tote
		250	250mm					O	Drip Pan
								Z	Special Type (Custom)

For option detail ▶ 36P

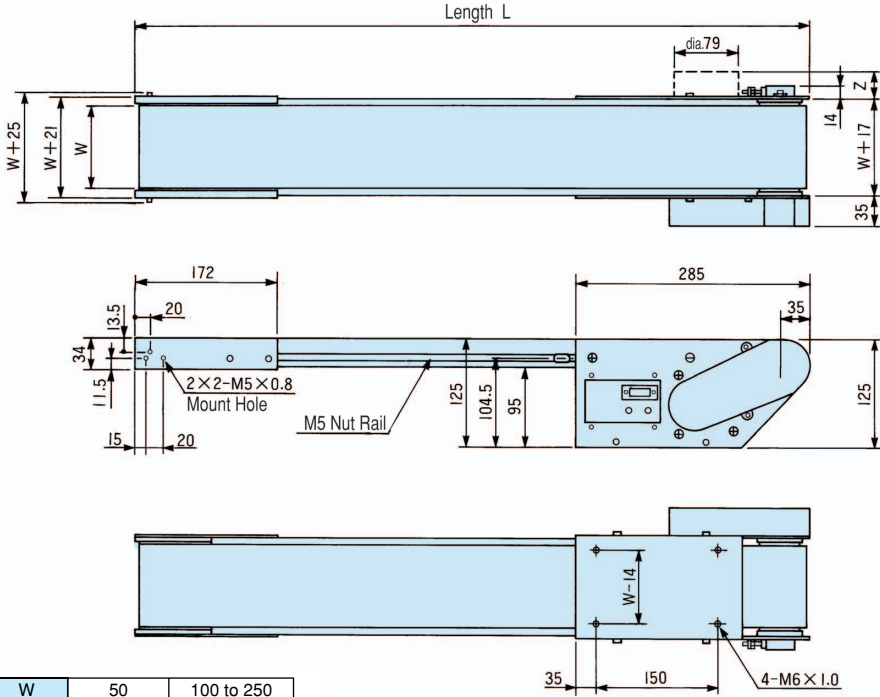
Specification

Model	BC-1A		BC-2A		BC-3A	
	For Layout Drawing ▶496P		For Layout Drawing ▶497P		For Layout Drawing ▶497P	
Belt Width (mm)	50·100·150·200·250					
Frame Width (mm)	67·117·167·217·267					
Length	Standard (mm)	1000·1500·2000·2500 (MIN650)				
Speed	Symbol	1	2	3		
	50Hz (m/min)	10	6.2	3.1		
	60Hz (m/min)	12.4	14	28		
Transfer Mass (Unit in Parallel Position)	50Hz (kg)	7	14	28		
	60Hz (kg)	6	12	25		
Power Source	AC 100V Single Phase					
Motor Output	25W					
Belt	Polyurethane-Type Resin (Color: Green, Anti- Electrification Structure, 2-Ply, 1mm Thickness)					

Layout Drawing

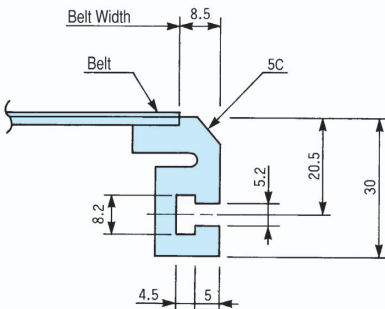
BC-1A

BC-1A Standard



Robotic Peripheral Devices

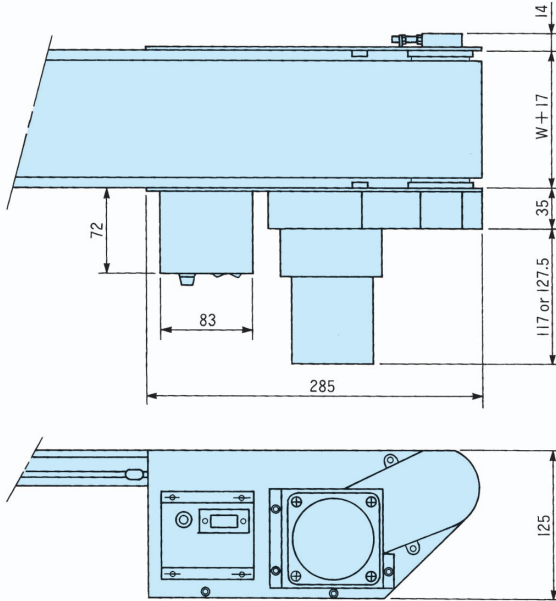
Frame Cross-Sectional Dimensions



Layout Drawing

BC-2A

BC-2A Standard

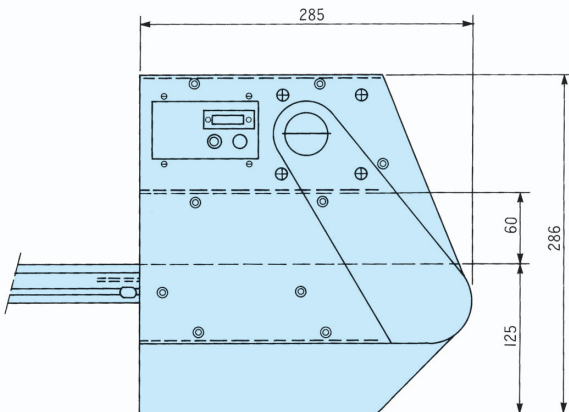


W	50~250
---	--------

*Please refer to the dimensions of BC-1A for missing dimensions.

BC-3A

BC-3A Standard



W	50	100	150~250
Z	60.5	10.5	0

*Please refer to the dimensions of BC-1A for missing dimensions.

Option

BC-1A with Guide & Drip Pan

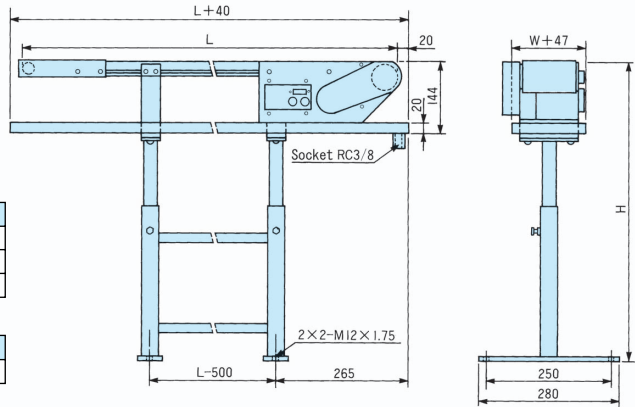
■ Stand (S)

Model	H
H-600	550 to 700
H-850	700 to 1050
H-1100	950 to 1300

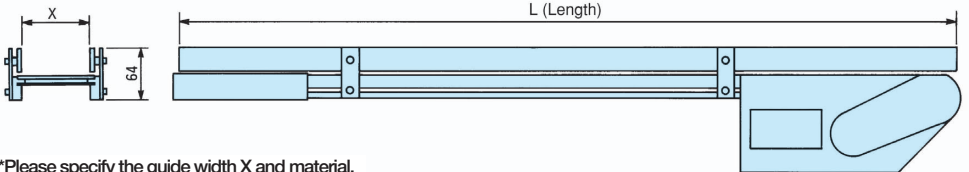
■ Drip Pan (O)

Total Length	Width	Height
L+40	W+47	20

*L: Unit Length / W: Belt Width



BC-1A with Guide



*Please specify the guide width X and material.

Nesting Tote

Belt Width	A×B	C
50・100	200×300	40
150・200	300×350	40
250	400×400	40

