

Please hold the clear zone over the value mentioned below to avoid influence of surrounding metal and mutual interference.
If it is different according to combination with various data carrier, please keep the upper value.

ID reader	Fig.	clear zone (mm)			Fig.
Type					
mutual interference		A	B	C	f
BIS C-61R	1	40	40	40	3
					60

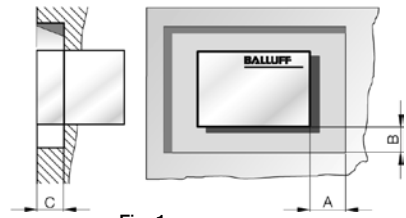


Fig. 1

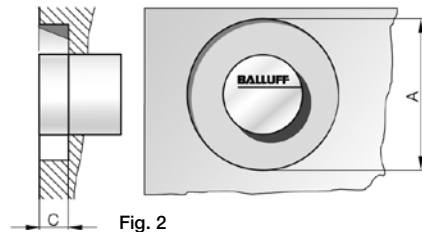


Fig. 2

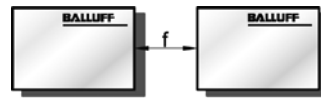


Fig. 3

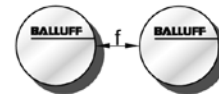


Fig. 4

■ Please refer to P56 for non-metal area of Data carrier and Read/ write head.

installation note