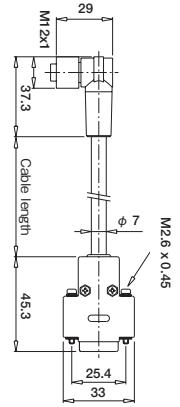
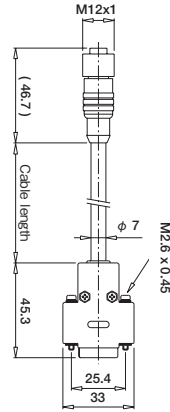
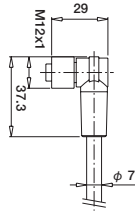
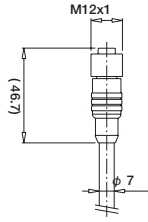


Antenna cable (between Read/Write head and Processor)

| | | | | |
|--------|--------------|-----------|--------------|-----------|
| Figure | M12 straight | M12 angle | M12 straight | M12 angle |
|--------|--------------|-----------|--------------|-----------|



| Type code | Z7-A001-PU _ | Z7-A002-PU _ | Z7-A005-PU _ | Z7-A006-PU _ |
|----------------------|---|------------------|------------------|------------------|
| Applicable Processor | Z4-Q001/Z4-Q002 | Z4-Q001/Z4-Q002 | Z4-C001/Z4-C002 | Z4-C001/Z4-C002 |
| Connector | Cable PUR / 8 x 0.25mm ² | | | |
| | Read/Write head side Round 8 pin / female | | | |
| | Processor side - | | | |
| Cable length | 2,5,10,15,20,25m | 2,5,10,15,20,25m | 2,5,10,15,20,25m | 2,5,10,15,20,25m |
| Protection class | IP67 | IP67 | IP40 | IP40 |

Please specify the type number according to the following point in case of order

Example) In case of Z7-A001-PU_ at 5 m cable length,

Z7-A001-PU05

Cable length ————